

Universal Junction Box

Engineered Junction Box for Gas Engine Ignition Systems

- Designed to satisfy the need for an “Off-the-Shelf” junction box solution
- High-quality push-in terminal blocks are pre-labelled to match an Altronic primary harness and are constructed for tool-free wiring
- Front label and back plate insert can rotate 360° which allows for mounting with the door opening in any direction
- Convenient integrated test ports

The Universal Junction Box (UJB) is an engineered ignition system junction box. Designed to be easily integrated with an 8-, 16-, or 18-output high speed ignition system, as well as with a 16- or 32-output slow speed ignition system. The UJB is a pre-fabricated, flexible “off-the-shelf” solution which provides a pre-fabricated wiring solution for use with conventional conduit-based ignition headers or the Altronic EZRail system. Key features which help to maximize the UJB’s flexibility are five application-selectable integrated door labels, and the elimination of predetermined conduit entry holes which allows for the UJB to be mounted with the door opening in any direction. Additionally, the front label and the back plate insert can be rotated 360° to match the desired mounting orientation.

Increased reliability, shortened wiring time, and enhanced troubleshooting efficiency are other core features of the UJB. The UJB serves as a convenient location where the physical wiring connections between ignition system components can be easily terminated and it also provides the wiring connections with protection from physical damage. The UJB provides ample scalable termination points and the pre-labelled push-in terminal blocks reduce wiring time. Clearly labeled terminals and convenient test ports aid in troubleshooting activities.



CERTIFIED
CLASS I, DIVISION 2,
GROUPS C and D,
TEMP CODE T4

Specifications

Double-level Terminal Blocks

Push-in connection / integrated push-lever release

Accepts solid or stranded wire or ferrules

Wire gauge: 26 – 12 AWG

Nominal voltage rating: 500V AC/DC

Nominal current rating: 20 Amp

High-quality spring steel contact spring

Corrosion-proof terminal points

Ambient temperature range: -40 °C to 130 °C

Connectivity: (each standard terminal block) top rows are common, bottom rows are common, isolated from the rail

Connectivity: (the green ground terminal block) all connections are common and connected to the rail.

Allows for top row to bottom row connection via push shunt (expands common connection from 2 to 4) (typical use - connections to the DET-1600 "A" and "G" wires)

Typical wire strip length: 3/8"

Test connection provided

Certifications: CSA, UL-Recognized, CE, Ex

Terminal markers pre-marked for Altronic primary wiring harness

Ground Connections

4-position push-in rail mounted terminal block

4 each ring terminals mounted in each corner of the mounting plate affixed by green ground screws inside the enclosure

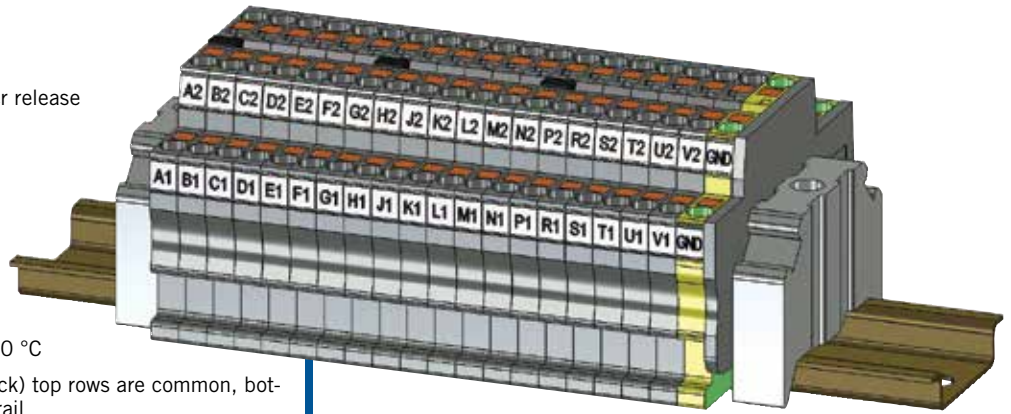
Enclosure

14-gauge powder coated steel

4-point mounting, using 5/16" bolts typical

Can be mounted in any position

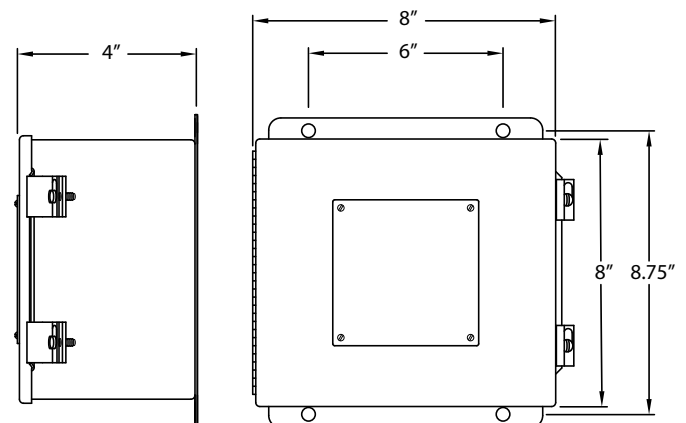
Primary harness and coil wires can enter/exit any side (installer punches harness holes to allow for top/bottom entry, or side-side entry)



To Order

Universal Junction Box..... 593600-1

Mounting Dimensions




Labeling

Removable symmetric product label (outside of enclosure) can be affixed for right-side-up reading

Five adhesive backed wiring labels are provided to record the engine firing pattern. A permanent marker is used to fill-in the engine firing order

- High speed ignition systems, 8-output Ignition Module
- High speed ignition systems, 16-output Ignition Module
- High speed ignition systems, 18-output Ignition Module
- Slow speed ignition systems, 16-output Ignition Module
- Slow speed ignition systems, 32-output Ignition Module

Part number and date code label affixed on connector mounting plate inside enclosure



Typical Wiring shown



Top rows are common; bottom rows are common.

altronic

712 Trumbull Avenue, Girard, Ohio 44420

(330) 545-9768 / Fax: (330) 545-3231

Email: sales.altronic.girard@hoerbiger.com

Form UJB 11-18 ©2018 Altronic, LLC