



DD-40NTV SERIES DIGITAL ANNUNCIATOR WITH ADVANCED FEATURES AND COMMUNICATIONS

U.S. Patent 6,738,244

- MONITORS UP TO 40 ELECTRICAL N.O./N.C CONTACTS
- BUILT-IN TACHOMETER/HOURMETER/OVERSPEED
- DISPLAYS IGNITION, DC AND BATTERY VOLTAGES
- PRE-LUBE AND POST-LUBE FUNCTIONS
- POWERED FROM 12 OR 24 VDC OR 120-400 VOLT NEGATIVE GROUND CD IGNITION SYSTEM
- RS-232/485 MODBUS COMMUNICATIONS
- CSA CERTIFIED CLASS I, DIVISION 2, GROUPS C & D

The latest version of Altronic's industry standard annunciator, the DD-40NTV series monitors up to 40 electrical contacts that represent limits on critical operating parameters such as engine or process pressures, temperatures, levels, etc. Upon detection of a fault from one of the monitored points, the annunciator displays the corresponding 2-digit fault code for that point and generates an output signal (typically to close a fuel valve and ground the ignition).

The DD-40NTV annunciator offers integral tachometer and hourmeter functions as well as overspeed protection adjustable from the front keypad. Other features carried over from the prior DD-NTS series include four configuration templates (two of these simulate the older DD-NT 20 and 40 point models), two programmed timers for class B points and a programmable delay of the second shutdown output after fault detection. The annunciator continues logic operation on the internal battery in the event the power becomes disconnected or fails.

The DD-40NTV series also provides a ModBus compatible, RS-232/RS-485 serial communications interface for connection to an RTU or PLC. New features in the NTV version when used with power supply 691200-3 include readout of ignition, DC and internal battery voltages and pre-lube and post-lube functions.

A sealed membrane keypad and powder-coated aluminum enclosure ensure maximum reliability in harsh and hazardous environments. The DD-40NTV series annunciators are certified by Canadian Standards Association (CSA) as suitable for use in Class I, Division 2, Groups C and D areas.



NORMAL RUN



FAULT ON POINT #13



RPM INDICATION

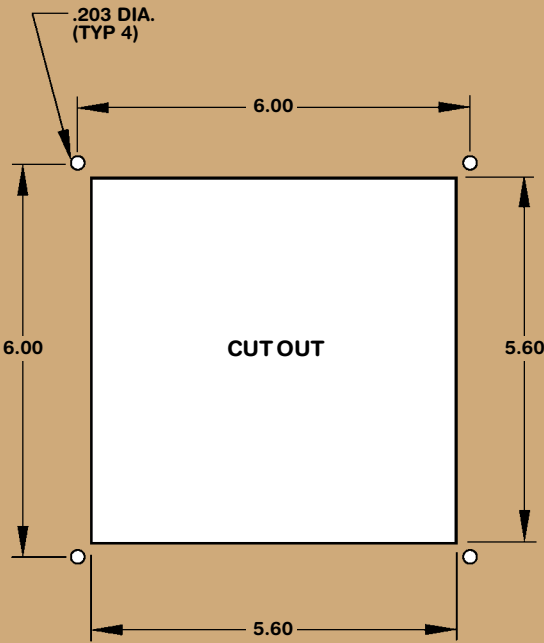


HOURS INDICATION

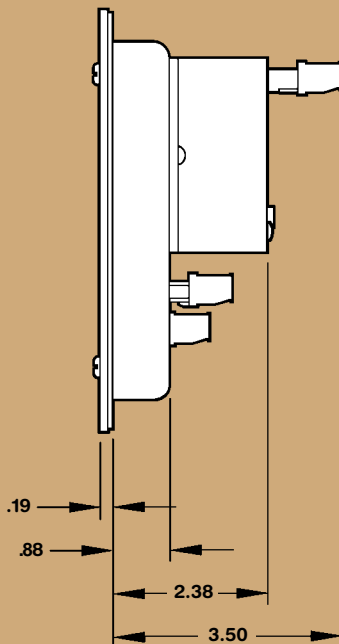
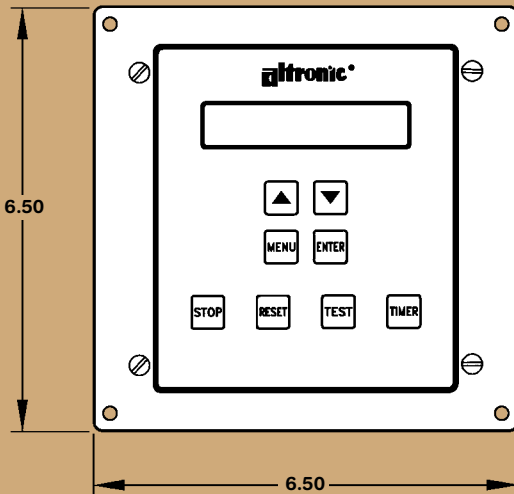


CERTIFIED
CLASS I, DIVISION 2,
GROUPS C and D

DIMENSIONS



RECESSED MOUNTING



SPECIFICATIONS

Inputs:

DD-40NTV-O.....	40 contacts N.O.
DD-40NTV-U.....	40 contacts N.O. or N.C. (mixed)

Outputs..... 2 solid state, N.O. or N.C., 400V, 0.5A

Power Requirement..... 10-30 Vdc, 5 watts
or CD Ignition System
(Neg. Grd., 120V. min.)

Serial Communications..... RS-232/RS-485 ModBus RTU

Scan Rate..... All points scanned 5 times/sec.

Display..... Custom 5-digit LCD

Ambient Temperature Rating..... -40° F. to +175° F.
-40° C. to +80° C.

Hazardous Area Classification..... Class I, Division 2, Groups C and D

ORDERING INFORMATION

Annunciator:

40 normally open points.....	DD-40NTV-O
40 normally open and closed points.....	DD-40NTV-U

Power Supply (see Power Requirement above):

Original power supply.....	691200-1 (for replacement use)
Enhanced feature power supply*.....	691200-3 (use for new applications)

* Pre-lube, post-lube, display of ignition, DC and battery voltages.

Terminal/Cable for DD-40NTV-U Only:

Terminal Module (2 required).....	672169-1
Cable, DB-25 (2 required).	693115-1

Accessories:

Cable, RS232 (DB9).....	693116-1
Converter, 110 Vac to 12 Vdc.....	690106-1
Converter, 220 Vac to 12 Vdc.....	690106-2
Solenoid valve, 2-way.....	690019-1
Solenoid valve, 3-way.....	690019-2

altronic[®]
inc.

712 TRUMBULL AVE. / GIRARD, OHIO 44420
PHONE: (330) 545-9768 / FAX: (330) 545-9005
www.altronicinc.com / sales@altronicinc.com

Form DD-40NTV 5-06 ©2006 Altronic, Inc.