












## EMISSIONS CONTROLS – Air-Fuel Ratio Controllers

Device	Applications	Control Valves	
AFR-500	Stoichiometric and lean-burn engines	Stepper, AGV5 Fuel pressure APR	
DE-1550	Stoichiometric, smaller engines Note: DE-1550 is an integrated control including a speed governor and safety shutdown system.	Stepper Motor	
EPC-50/50e	Stoichiometric, smaller engines	Stepper Motor	
EPC-100E EPC-150	Stoichiometric engines (panel mounting) Lean-burn engines (panel mounting)	Stepper Motor	
EPC-110	Stoichiometric engines (direct mounting)	Stepper Motor	

See next page for Valves and Mixers



## EMISSIONS CONTROLS – Valves and Mixers

Device	Application	Type	
AGV5-1AC AGV5-2AC	Up to 3,500 hp 3,500 to 10,000 hp	Balanced poppet valve	
ECV5	Carbureted gas engines (also see VM-350 mixing venturi)	Balanced poppet valve	
EGC2 EGC4	Electronic carburetor 10 to 250 hp Electronic carburetor 250 to 1,000 hp	Venturi mixer	
690153-1 690154-5 690154-2 690154-1	Up to 250 hp (0.75" NPT) Up to 250 hp (1.5" NPT) Up to 500 hp (1.5" NPT) Up to 1000 hp (1.5" NPT)	Stepper Motor, piston valve (use with AFR, EPC controls)	
690210-1 690220-1 690225-1 690230-1	Up to 500 hp (1" NPT) Up to 1000 hp (2" NPT) Up to 1500 hp (2.5" NPT) Up to 2000 hp (3" NPT)	Stepper Motor, butterfly valve (use with AFR, EPC controls)	